


**8080 Series**

Cool White Lens

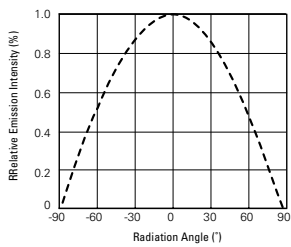
High Power LED Sunnix6™



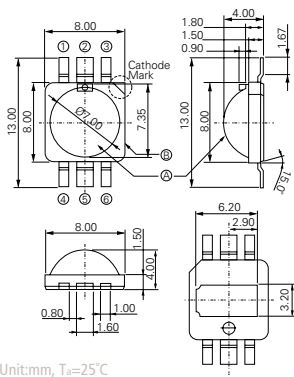
# SLHNNWH629T1



Radiation Diagram(120°)

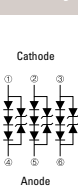


Package Outline

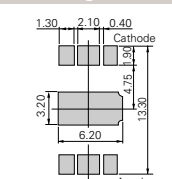


Unit:mm, T<sub>s</sub>=25°C

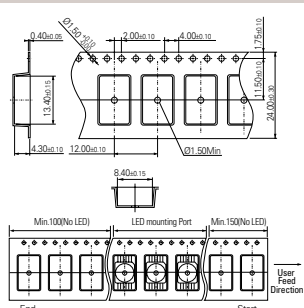
Polarity



Recommended Soldering Pattern



Carrier Tape



Unit:mm, T<sub>s</sub>=25°C

**Absolute Maximum Ratings** T<sub>s</sub>=25°C

Item	I <sub>F</sub> (mA)	T <sub>J</sub> (°C)	T <sub>Stg</sub> (°C)	T <sub>Sld</sub>	T <sub>Opr</sub>
Value2	180	120	-40 ~ 110	260°C, 10sec	-40 ~ 85

**Electrical Characteristics** T<sub>s</sub>=25°C

Item	Symbol	Condition	Min.	Typ.	Max.	Unit
Forward Voltage	V <sub>F</sub>	I <sub>F</sub> =180mA	8.9	9.7	11.0	V
Reverse Voltage	V <sub>R</sub>	I <sub>F</sub> =10mA	12.0	-	16.5	

※ Tolerance : V<sub>F</sub> ±0.1V

**Chromaticity Coordinate** T<sub>s</sub>=25°C, @350mA

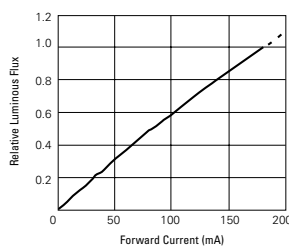
Rank	CCx				CCy			CCT
Q0	0.3128	0.3250	0.3200	0.3011	0.2864	0.2981	0.3600	6,000~7,000K
R0	0.3250	0.3428	0.3471	0.3200	0.2981	0.3138	0.3818	5,000~6,000K

※ Tolerance: x,y ±0.02

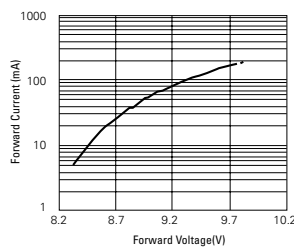
Part Number	Dimension (mm)	Rank	Luminous Flux (lm)			Condition	CRI	Viewing Angle 2θ 1/2(degree)
			Min.	Typ.	Max.			
SLHNNWH629T1	8.0 × 8.0 × 3.9t	S1	90	125	150	180mA	85	120 °

※ Tolerance ±10%

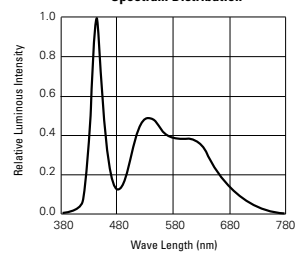
Relative Luminous Flux vs Forward Current



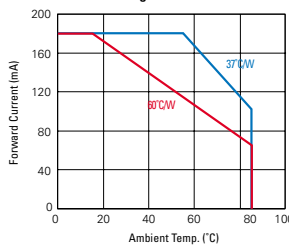
Forward Current vs. Forward Voltage



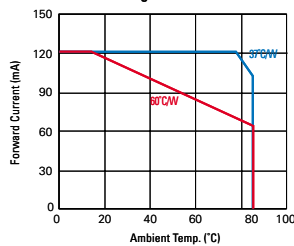
Spectrum Distribution



Derating Curve for 180mA



Derating Curve for 120mA



CIE Coordinate

