


Side View

for Mobile White Color 0.6t

Side View LED



SLSNNWH472US



Dimension(mm) : 3.8 x 1.0 x 0.6t
GaN/Al₂O₃ Chip & Long Time Reliability

Absolute Maximum Ratings

Item	I _F (mA)	*I _{FP} (mA)	T _J (°C)	T _{stg} (°C)	T _{slid}	To _{pr} (°C)
Value2	20	100	120	-40 ~ 100	260°C, 10sec	-30 ~ 85

* Pulse condition : 10% Duty and 10ms width

Electrical Characteristics

Item	Symbol	Condition	Min.	Typ.	Max.	Unit
Forward Voltage	V _F	20mA	2.9	3.2	3.4	V
Reverse Voltage	V _R	10mA	0.6	1.0	2.0	V

※ Tolerance : V_F ±0.1V

Chromaticity Coordinate

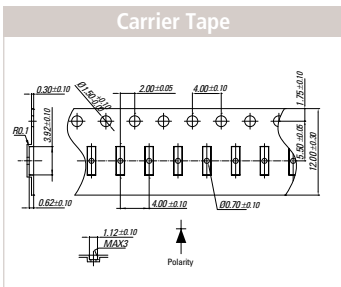
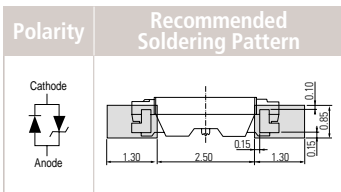
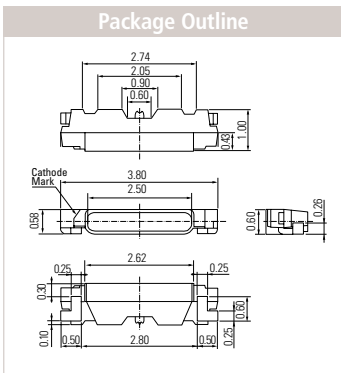
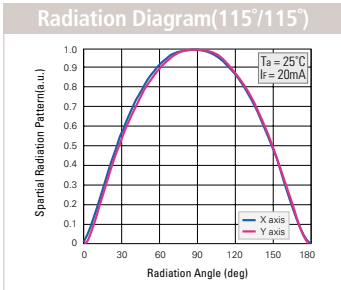
Rank	CCx				CCy			
	Min.	Typ.	Max.	Max.	Min.	Typ.	Max.	Max.
NZ	0.273	0.280	0.288	0.282	0.257	0.248	0.262	0.272
NY	0.282	0.288	0.296	0.291	0.272	0.262	0.276	0.287
NH	0.291	0.296	0.304	0.299	0.287	0.276	0.290	0.301
NI	0.299	0.304	0.312	0.307	0.301	0.290	0.304	0.315

※ Tolerance: x,y ±0.01

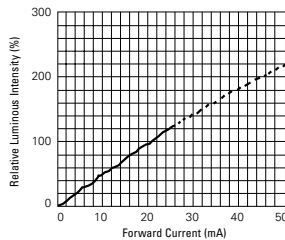
Luminous Intensity

Rank	Min.	Typ.	Max.	Rank	Min.	Typ.	Max.
K	1,500	1,550	1,600	AG	2,100	2,150	2,200
L	1,600	1,650	1,700	AH	2,200	2,250	2,300
M	1,700	1,750	1,800	AI	2,300	2,350	2,400
N	1,800	1,850	1,900	AJ	2,400	2,450	2,500
O	1,900	1,950	2,000	AK	2,500	2,550	2,600
AF	2,000	2,050	2,100	AL	2,600	2,650	2,700

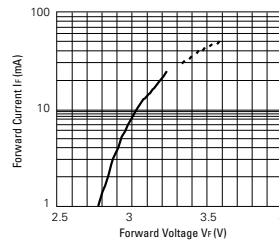
※ Tolerance ±5%



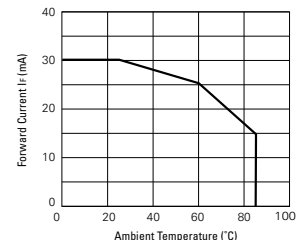
Relative Luminous Intensity vs. Forward Current



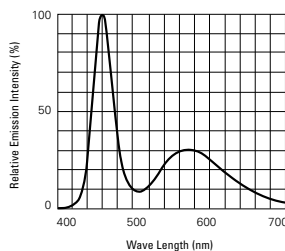
Forward Current vs. Forward Voltage



Forward Current Derating Curve



Spectrum Distribution



CIE Diagram

